
The Physical Linked-Measure Works as Vortex with Linking to Turbulence

Fred Y. Ye*

School of Information Management, Nanjing University, Nanjing, China

Abstract

A physical linked-measure is mathematically consisted of a complex scalar, a complex vector and a bivector and is geometrically equivalent to a vortex. When the complex scalar means mass, the complex vector implies directed momentum and the bivector rotated angular momentum, with using the least action principle to the linked-measure, yielding energy-mass-momentum-angular momentum joint conservation. Hamilton equations and Lagrange equation keep as the core of physics, leading fluid dynamics of energy way. As any periodic function can be expressed as a Fourier series, energy spectrum is suggested to be an analytical method. Combining the vortex dynamics with relativity and thermodynamics, Bekenstein–Hawking entropy and “no-hair theorem” of black hole are naturally derived. Applying to wingtip vortices, with adding wavelets, simplified ideal turbulence is described.

Keywords

Linked-Measure, Multi-Vector, Vortex, Turbulence, Wavelet, Joint Conservation, Energy Spectrum

Received: August 17, 2015 / Accepted: September 10, 2015 / Published online: September 25, 2015

@ 2015 The Authors. Published by American Institute of Science. This Open Access article is under the CC BY-NC license.

<http://creativecommons.org/licenses/by-nc/4.0/>

1. Introduction

During its hundreds history, physics had contributed much more knowledge of the human understanding to the universe. However, there are still some problems perplexed scientists, such as turbulence, which was a difficult issue more than a hundred year. It is well known that Navier-Stokes equations master the fluids including turbulence [1-2], and the incompressible Navier–Stokes equations with conservative external field is the fundamental equation of fluid mechanics [3-4]. However, the Navier–Stokes equations keep also as math-physical puzzle, while the equations act on the flow velocity in the case of incompressible homogeneous flows. Although the equations seem useful because they describe the physics of many models across weather change, ocean currents, water flow and air flow around the world, the solving Navier–Stokes equations still meet some difficult problems, whether in their full and simplified forms. There is an outstanding open problem in mathematics: how to determine

whether given an initial condition for the velocity field there exists, in some sense, a unique solution of the Navier–Stokes equations starting with this initial condition and valid for all later times [5]. In the studies of turbulence, from a mathematical perspective, it is fundamental to develop a rigorous background upon which to study the physical quantities of a turbulent flow, as the mathematical theory is related to the deterministic nature of chaotic systems assumed in dynamical system theory and believed to hold in turbulence.

Meanwhile, vortex [6-7] is an interesting path to approach turbulence [8], since wingtip vortices could become wingtip turbulence and cause damages in practice. With the wavelet applications, the vortex and turbulence may be linked [9-10].

Since physics focus on the fundamental mechanism of the nature and the universe, physical theories have to explain all the realities of the world [11]. For simplifying the problems and finding solutions, here I introduce the physical linked-measure for characterizing natural vortex and leading to a solution of ideal turbulence theoretically, with using the

* Corresponding author:

E-mail address: yeye@nju.edu.cn, blueyeye@gmail.com

mathematical multi-vector method [12-13].

2. Methodology

Using multi-vector M_k ($k = 0, 1, 2, 3, 4$) as the total measure, where M_k is a multi-vector of grade k . $k=0$ corresponds to scalar, $k=1$ to vector, $k=2$ to bivector, $k=3$ to pseudovector and $k=4$ to pseudoscalar, and the Clifford bases of 4D space-time is generated by four orthonormal vectors $\{\gamma^\mu, \mu = 0, 1, 2, 3\}$ and spanned by 1(1 scalar at grade 0), $\{\gamma^\mu\}$ (4 vectors at grade 1), $\{\sigma^k, i\sigma^k\}$ (6 bivectors at grade 2), $\{i\gamma^\mu\}$ (4 pseudovectors at grade 3) and $i(1$ pseudoscalar at grade 4) orderly. Now we write the physical linked-measure as

$$\begin{aligned} M &= M_0 + M_1 + M_2 + M_3 + M_4 \\ &= \phi + V + B + iU + i\theta \\ &= \psi + A + B \\ &= (\psi, A, B) \end{aligned} \tag{1}$$

in which $\psi = \phi + i\theta$ constructs a complex scalar function (wave-like function), while $A = V + iU$ forms a complex vector function (particle-like function) and $B = (1/2)B_{\mu\nu}\gamma^\mu \wedge \gamma^\nu$ as a unique bivector.

A physical linked-measure is mathematically consisted of a complex scalar, a complex vector and a bivector, which contain rich structural information. A linked-measure can be geometrically represented by a vortex, as shown as Figure 1 (Here is right-rotated system. Similarly, left-rotated system can be defined), where one scalar ψ , one vector A and one bivector B construct just a vortex.

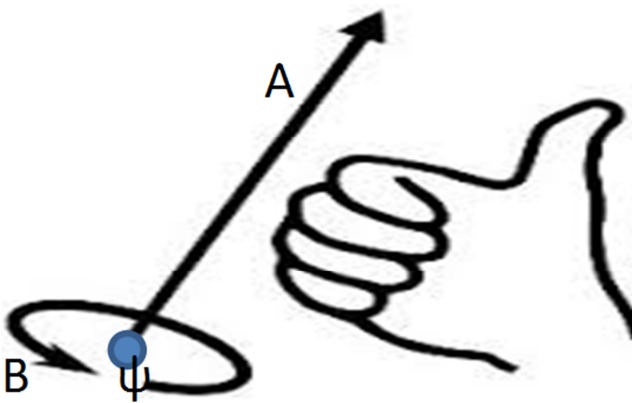


Fig. 1. Geometric representation of a linked-measure as vortex (right-rotated system).

Each M has its space-time conjugation, denoted by \bar{M} , as follows (note: revised conjugation is $\tilde{M} = (\psi, \bar{A}, -B)$)

$$\begin{aligned} \bar{M} &= -iMi \\ &= M_0 - M_1 + M_2 - M_3 + M_4 \\ &= \psi - A + B = (\psi, -A, B) \end{aligned} \tag{2}$$

When M and \bar{M} act to be $M\bar{M}$, leading to define $M^2 = |M\bar{M}|$, in which the two opposite-direction is offset so that scalar ψ and bivector B become main measure of M^2 , as shown in Figure 2.

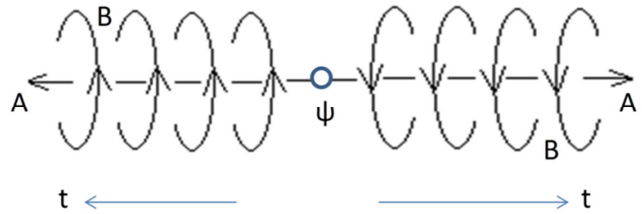


Fig. 2. The linked-measure of $M\bar{M}$.

In Figure 2, if the right side denotes M and left side means \bar{M} , M and \bar{M} construct right-rotated system, while M and \bar{M} construct left-rotated system when A or B indicates inverse direction in M and \bar{M} . When time is put into the linked-measure, $M(s, t)$ is a fluid-type measure and a physical linked-measure $M(s, t)$ is related to space-time distribution of a complex scalar, a complex vector and a bivector, which is just suitable to apply into fluid dynamics.

The differential operators of one order derivatives can be introduced and defined as (Greek sub-indices μ, ν denote 1, 2, 3, 4,)

$$\partial_\mu = \frac{\partial}{\partial x_\mu}; \nabla = \gamma^\mu \partial_\mu \tag{3}$$

Then we can define linked-energy E and linked-momenta p_μ with linking Hamilton function H and Lagrangian function L as follows

$$H = \frac{\partial L}{\partial \dot{x}_\mu} \cdot x_\mu - L = p_\mu x_\mu - L = E(s, t) = \int_s (M/V) dt \tag{4}$$

$$L = p_\mu x_\mu - H; p_\mu = \frac{\partial L}{\partial x_\mu} \tag{5}$$

where V denotes volume of space so that M/V means density function of linked measure in space. Now the energy-mass conservation is extended to energy-mass-momentum-angular momentum joint conservation.

So we obtain math-physical equations following Hamilton principle (Latin sub-indices i, j denote 1, 2, 3.)

$$\frac{\partial H}{\partial p_i} = \frac{ds_i}{dt}; \frac{\partial H}{\partial s_i} = -\frac{dp_i}{dt} \tag{6}$$

$$\delta \int_s L dt = 0 \tag{7}$$

The Eq. (6) is the differential form and Eq. (7) the integral form of the linked-field equations, which fit analytical tradition of physics.

Corresponding to the vorticity, ω , of a flow field with velocity distribution v , $\omega = \nabla \times v$, the Helmholtz vortex laws ($\nabla \cdot \omega = 0$) can be simplified to approach as

$$\partial_\mu M \rightarrow 0 \tag{8}$$

Differentiating from Navier–Stokes equations, where flow velocity is mainly concerned, the linked-measure focuses on energy, leading directly to fluid dynamics of energy way, while it also bypasses the difficulties of solving the Navier–Stokes equations.

Recalling $\psi = \varphi + i\theta$ and $A = V + iU$, both ψ and A are complex functions, which can be rewritten as

$$\psi = \varphi + i\theta = r e^{i\alpha} = r(\cos \alpha + i \sin \alpha) \tag{9}$$

$$A = V + iU = R e^{i\beta} = R(\cos \beta + i \sin \beta) \tag{10}$$

where (r, α) and (R, β) are polar coordinates.

Let's mention the complex potential, A , satisfies the Cauchy-Riemann equations

$$\frac{\partial V}{\partial x} = \frac{dU}{dy} = v_1 \tag{11}$$

$$\frac{\partial V}{\partial y} = -\frac{dU}{dx} = v_2 \tag{12}$$

in which v_1 and v_2 can be understood as velocities, so that A is just the velocity potential.

Above method also supply a generalized methodology of mathematical physics [14-16].

In general, any periodic function, g , with a period of $2l$, i.e. $g(x) = g(x + 2l)$, can be expressed as a Fourier series as

$$g(x) = \frac{1}{2} a_0 + \sum_{n=0}^{\infty} (a_n \cos k_n x + b_n \sin k_n x) \tag{13}$$

where x is a spatial coordinate and $k_n = n\pi/l$ has been called the wavenumber. The Fourier coefficients are given by

$$a_n = \frac{1}{l} \int_{-l}^l g(x) \cos k_n x dx \tag{14}$$

$$b_n = \frac{1}{l} \int_{-l}^l g(x) \sin k_n x dx \tag{15}$$

and Parseval identity holds

$$\int_{-l}^l g^2(x) dx = \frac{l}{2} a_0^2 + l \sum_{n=0}^{\infty} (a_n^2 + b_n^2) \tag{16}$$

Then the total energy can be obtained by integrating over the whole wavenumber space

$$\int_0^{\infty} E(k) dk = l \sum_n g^2(k_n) \tag{17}$$

It is shown that $E(k)$ characterizes the energy, so that it is called as the energy spectrum, which provides the methodology of energy spectrum analysis.

3. Vortex Dynamics and Black Hole

Since a vortex can be geometrically represented by a linked-measure, the linked-measure matches following dynamic equation via Hamilton principle

$$\frac{\partial H}{\partial s_i} = \partial_\mu M = -\frac{\partial p_i}{\partial t} \tag{18}$$

Considering that Hamiltonian energy $H = E = kT$ in thermodynamics, where k is Boltzmann constant and T denotes temperature, it yields

$$\frac{\partial E}{\partial s_i} = k \frac{\partial T}{\partial s_i} = -\frac{\partial p_i}{\partial t} \tag{19}$$

Replacing flow-velocity way characterized by Navier-Stokes equations, the Eqs. (18) and (19) provide the fluid dynamics of energy way, which could introduce another effective analysis for vortex movement, such as black hole, as shown as Figure 3.

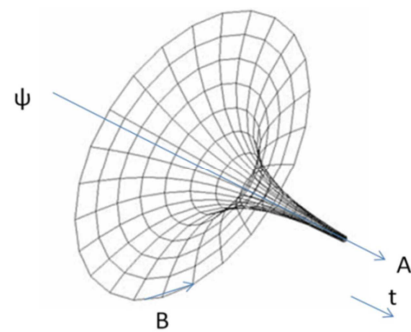


Fig. 3. Black hole as a vortex (left-rotated system).

Visually, the process of a vortex rotates into the back hole can be simply viewed as rotated energy measure, in which B approaches to 0 but the total energy measure M keeps conservation when A and mass concentrate and condense to the center of the back hole, so that the center of the black hole forms a strong energy field, absorbing everything. But, all observed black holes in astronomy belong to universal vortexes, not time-space singular points.

The theory of general relativity predicts that a sufficiently compact mass can deform space-time to form a black hole, and the quantum field theory in curved space-time predicts that event horizons emit Hawking radiation, with the same spectrum as a black body of a temperature inversely proportional to its mass. The simplest static black holes have mass but neither electric charge nor angular momentum, which are just fitting the linked-measure with $B \rightarrow 0$.

However, following the no-hair theorem, a black hole achieves a stable condition after formation and it has only three independent physical properties: mass, charge, and angular momentum. Any two black holes that share the same values for these properties, or parameters, are indistinguishable according to classical (non-quantum) mechanics. These properties are special because they are visible from outside a black hole.

Recalling the energy-mass-momentum relation in relativity

$$E^2 = m^2 c^4 + p^2 c^2 \tag{20}$$

we mention that the total energy should include the angular momentum part, so that we should have the form

$$E^2 = \psi^2(m) + A^2(p) + B^2(J) \tag{21}$$

According to “the first law of black hole mechanics” [17-19]

$$dM = \frac{\kappa}{8\pi G} dA + \phi dQ + \omega dJ \tag{22}$$

where κ is the surface gravity of the black hole and Q is electric charge.

This is identical to the first law of thermodynamics

$$dE = \theta dS + \phi dQ + \omega dJ \tag{23}$$

in which θ , ϕ and ω are black hole parameters, ϕ being the electrostatic potential at the horizon and the thermodynamic entropy S is introduced as

$$dS = \frac{dE}{T} \tag{24}$$

Since $M=E$, combining Eq.(22) and Eq.(23) yields the Bekenstein–Hawking entropy when $\theta = \kappa / (8\pi G) = c^3 k / (4G\hbar)$

$$S = \frac{c^3 k}{4G\hbar} A \tag{25}$$

where A is the horizon area of the black hole and constants are the speed of light (c), the Boltzmann constant (k), Newton's constant (G), and the reduced Planck constant (\hbar).

When $\psi(m) = \theta m$, $A(p) = \phi p$ and $B(J) = \omega J$, we derive

$$E^2 = (\theta m)^2 + (\phi p)^2 + (\omega J)^2 \tag{26}$$

and

$$dE = \theta dm + \phi dp + \omega dJ \tag{27}$$

Considering the potential, $A(p) = \phi p$, if ϕ comes from electromagnetic interaction, $\phi \sim Q$, we approach following formula in Planck units

$$Q^2 + \left(\frac{J}{m}\right)^2 + 1 = E^2 = M^2 \tag{28}$$

When $m=M$, it leads famous “no-hair theorem”

$$Q^2 + \left(\frac{J}{M}\right)^2 \leq M^2 \tag{29}$$

where the black hole mass M equals to its total energy E . Black holes saturating this inequality are called extremal. Solutions of Einstein's equations that violate this inequality exist, but they do not possess an event horizon. These solutions have so-called naked singularities that can be observed from the outside, and hence are deemed unphysical. The cosmic censorship hypothesis rules out the formation of such singularities, when they are created through the gravitational collapse of realistic matter.

As there are many vortices in the universe, including atmospheric vortices, water vortices, and galaxies vortices, it is believed that the vortex dynamics simplified by linked-measure will be useful in physics.

4. Wingtip Vortices

Wingtip vortices [20] are sometimes named contrails or lift-induced vortices because they also occur at points other than at the wing tips. Indeed, vorticity is trailed at any point on the wing where the lift varies span-wise (a fact described and quantified by the lifting-line theory); and it eventually rolls up into large vortices near the wingtip, at the edge of flap devices, or at other abrupt changes in wing planform. Three-dimensional lift and the occurrence of wingtip vortices can be approached by the concept of horseshoe vortex and described accurately by the Lanchester–Prandtl theory [21]. In this view, the trailing vortex is a continuation of the wing-bound vortex inherent to the lift generation.

When viewed from the tail of the aircraft, looking forward in the direction of flight, there is one wingtip vortex trailing from the left-hand wing and circulating clockwise (M1), and another one trailing from the right-hand wing and circulating anti-clockwise (M2). The result is a region of downwash behind the aircraft, between the two vortices, as shown in Figure 4.

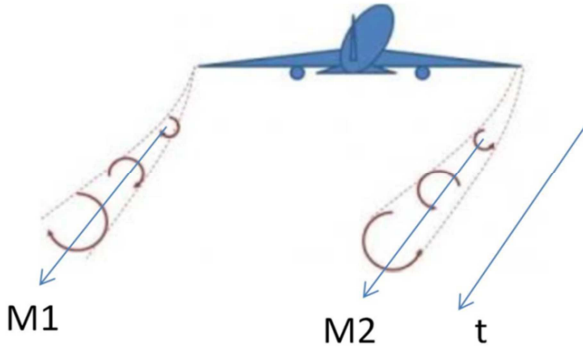


Fig. 4. The wingtip double-vortices.

Wingtip vortices are associated with induced drag, the imparting of downwash, and are a fundamental consequence of three-dimensional lift generation. Careful selection of wing geometry (in particular, aspect ratio), as well as of cruise conditions, are design and operational methods to minimize induced drag.

As the aircraft will keep symmetric mass (m) during flight, we must have $M1=M2$. Supposing $E_1(k)$ and $E_2(k)$ as the energy spectra of $M1$ and $M2$ respectively, using the method of energy spectrum characterized by Eq.(17), the equilibrium condition of the two wingtip vortices become

$$\int_0^\infty E_1(k)dk = \int_0^\infty E_2(k)dk = l \sum_n g^2(k_n) \quad (30)$$

where $g(x)$ is a periodic function that can be expressed by Fourier series Eq.(13), which describe a stable scattering and circulating wingtip vortices in the tail of the aircraft.

If there is no crosswind, the two wingtip vortices do not merge because they are circulating in opposite directions. They dissipate slowly and linger in the atmosphere long after the airplane has passed, approaching to laminar flow at last.

However, if there is crosswind, they are a hazard to other aircraft, known as wake turbulence, i.e. the wingtip vortices form the primary component of wake turbulence.

The wingtip turbulence occurrence is related to some conditions of aerodynamics and thermodynamics. Depending on ambient atmospheric humidity as well as the geometry and wing loading of aircraft, water may condense or freeze in the core of the vortices, making the vortices visible. When a wing generates aerodynamic lift the air on the top surface has lower pressure relative to the bottom surface. Air flows from below the wing and out around the tip to the top of the wing in a circular fashion, and the pressure on the top of the wing is lower than on the bottom, causing air to move around the edge of the wing from the bottom surface to the top, so that aerodynamic issues meet thermodynamic solutions.

At the situation of low pressure, vortex cores are regions. As a vortex core begins to form, the water in the air (in the region

that is about to become the core) is in vapor phase, which means that the local temperature is above the local dew point. After the vortex core forms, the pressure inside it has decreased from the ambient value, and so the local dew point (T_c) has dropped from the ambient value. Thus, in and of itself, a drop in pressure would tend to keep water in vapor form, where the initial dew point was already below the ambient air temperature and the formation of the vortex has made the local dew point even lower. However, as the vortex core forms, its pressure (and so its dew point) is not the only property that is dropping i.e. the vortex-core temperature is dropping also, and in fact it can drop by much more than the dew point does, approximately, the formation of vortex cores is thermodynamically an adiabatic process, i.e. one with no exchange of heat. In such a process, the drop in pressure is accompanied by a drop in temperature, according to the equation [20]

$$\frac{T_f}{T_i} = \left(\frac{P_f}{P_i}\right)^{\frac{\gamma-1}{\gamma}} \quad (31)$$

where T_i and P_i are the absolute temperature and pressure at the beginning of the process (here equal to the ambient air temperature and pressure), T_f and P_f are the absolute temperature and pressure in the vortex core (which is the end result of the process), and the constant γ is about $7/5 = 1.4$ for air.

Thus, even though the local dew point inside the vortex cores is even lower than in the ambient air, the water vapor may nevertheless condense, if the formation of the vortex brings the local temperature below the new local dew point.

Noticing that there are four most common Maxwell relations among temperature T , pressure P , volume V and entropy S as

$$\begin{aligned} \left(\frac{\partial T}{\partial V}\right)_S &= -\left(\frac{\partial P}{\partial S}\right)_V; \\ \left(\frac{\partial T}{\partial V}\right)_P &= -\left(\frac{\partial P}{\partial S}\right)_T; \\ \left(\frac{\partial T}{\partial p}\right)_S &= \left(\frac{\partial V}{\partial S}\right)_P; \\ \left(\frac{\partial T}{\partial p}\right)_V &= \left(\frac{\partial V}{\partial S}\right)_T \end{aligned} \quad (32)$$

We can also replace P with S in same space

$$\frac{T_f}{T_i} = \left(\frac{S_i}{S_f}\right)^{\frac{\gamma-1}{\gamma}} \quad (33)$$

So the temperature, energy and entropy are linked together. That is an issue concerning fluid mechanics and thermodynamics, and this is only a simple preliminary

exploration. In the case of wingtip vortices leading turbulence, it is important that the local temperature would be lower than the local dew point, so that the water vapor inside the vortices would indeed condense. Under the conditions, the local temperature in vortex cores may drop below the local freezing point, in which case ice particles will form inside the vortex cores, causing potential dangers.

5. Crosswind as Wavelets Leading to Ideal Turbulence

Wingtip turbulence indicates that there is relation between vortex and turbulence [22], within a fuzzy layer mixing vortex and turbulence, which can be simulated by introducing wavelets [23].

A wavelet is a wave-like oscillation with changed amplitude that begins at zero, increases, and then decreases back to zero. As a mathematical tool, wavelets can be used to extract information from many different kinds of data, including audio signals and video images. Sets of wavelets are generally needed to analyze data fully. A set of "complementary" wavelets will decompose data without gaps or overlap so that the decomposition process is mathematically reversible. Thus, sets of complementary wavelets are useful in wavelet based compression/decompression algorithms where it is desirable to recover the original information with minimal loss.

Instead of solving the Navier-Stokes equations over a highly refined mesh, we can use the wavelet decomposition of a low-resolution simulation to determine the location and energy characteristics of missing high-frequency components. We then synthesize these missing components using a novel incompressible turbulence function, and provide a method to maintain the temporal coherence of the resulting structures.

Visually, the crosswind acts onto bivector B, so that the B could be changed by wavelets and the energy is kept in ψ and A. However, a part of the energy is scattered and disappeared by crosswind (wavelet), so that the total energy may be dissipated, then the energy spectrum is changed by wavelets, as shown as Figure 5.




Fig. 5. Vortex meets wavelet leading to turbulence.

If the crosswind takes less energy than vortex itself, the wavelet vorticity $\omega = \nabla \times v$ looks weak, with much smaller than B, which produces stable fluid.

If the crosswind takes more energy as large as vortex itself, the wavelet vorticity $\omega = \nabla \times v$ shows same to even stronger than B, which leads to turbulence.

Totally, if the wavelets are so strong that cause the energy change of the vortex ($\nabla \times v \geq B$), the turbulence will generate. If the wavelets are weak ($\nabla \times v \ll B$), the vortex will keep stably dissipation then merge into laminar flow.

Supposing the vortex has energy density $g(x)$, with adding the wavelets $f^*(x)$, leading to

$$g(x) = \int_{R^n} \tilde{g}(x) f^*(x) d^n x \tag{34}$$

The inner product $g(x)$ and $f^*(x)$ gives wavelet coefficients

$$\tilde{g}(x) = \int_{R^n} \hat{g}(k) f^*(k) d^n k \tag{35}$$

where R^n marks the real space.

Now the original energy spectrum $E(k)$ of $g(x)$ is changed by wavelets' one. Supposing $f^*(x)$ has energy spectrum $E^*(k)$. If $E^*(k)$ keeps much weak corresponding to $E(k)$, the stable vortices can be kept and turbulence will not happen. However, if $E^*(k)$ has near equivalent strength at the same level of $E(k)$, the equilibrium will be destroyed and the turbulence will occur. So, we give the conditions of introducing the ideal turbulence as

$$E^*(k) \sim E(k); \omega = \nabla \times v \succ B \tag{36}$$

The Eq. (36) means that wavelets energy spectrum $E^*(k)$ approaches same level to vortex energy spectrum $E(k)$, and the wavelet vorticity $\omega = \nabla \times v$ shows dominance to vortex angular momentum measure B. In these conditions, we meet an ideal turbulence, which causes changes of the energy spectrum and structure of the vortex or vortices, leading to turbulence. Then the energy (or power) spectrum analysis provides a simplified methodology for studying fluids and turbulence, which is expected to introduce a new idea and develop useful analysis.

6. Discussion and Conclusion

In fluid mechanics or physics, there is still no perfect definition of turbulence. But, three main characteristic features can be listed as follows.

- (1) Nonlinearity or irregularity. Differentiating from linear laminar flow, turbulence is nonlinear and random flow, which consists of a spectrum of different scales, so called irregularity. However, although turbulence seems chaotic it is deterministic and can be studied via the Navier-Stokes equations or the energy spectra.
- (2) Dissipation and diffusivity. Turbulent dissipation means that kinetic energy in the small dissipative vorticities is

transformed into thermal energy. The small vorticities receive the kinetic energy from slightly larger vorticities and the slightly larger vorticities receive their energy from even larger vorticities and so on. The largest vorticities extract their energy from the mean flow. This process of transferring energy from the largest turbulent scales to the smallest is called the cascade process, in which the diffusivity increases. The increased diffusivity also increases the resistance and heat transfer in internal flows.

- (3) Three-dimensional vorticity. Turbulence is also characterized by apparently random and chaotic three-dimensional vorticity, which usually dominates all other phenomena and results in increased energy dissipation and heat transfer, and which also increases the exchange of momentum in boundary layers.

Here we do not mention the Reynolds number (Re). As the fluid dynamics of energy way and the energy spectrum analysis are not directly related to flow velocity, the Reynolds number that links to flow velocity is ignored. However, it keeps effective that turbulent flow occurs at high Reynolds number, such as the transition to turbulent flow in pipes occurs at $Re \approx 2300$, and in boundary layers at $Re \approx 500\,000$.

When a physical linked-measure is geometrically equivalent to a vortex, the methodology concentrates on the energy and the energy–mass conservation is extended to energy – mass – momentum – angular momentum joint conservation. By using the least action principle to the linked-measure, Hamilton equations and Lagrange equation keep as the core of physics, leading fluid dynamics of energy way. Meanwhile, the energy spectrum is suggested to be main analytical method, which looks useful for probing into the unified mechanism of fluids. With adding wavelets, simplified ideal turbulence can be described, which could introduce a new solution approaching to turbulent flow.

Conclusively, the linked-measure leads a simplified methodology for understanding vortex as well as turbulence, with focusing on energy construction and energy spectrum analysis, which could stimulate further considerations and studies.

References

- [1] Lesieur, M. *Turbulence in Fluids*. Dordrecht, The Netherlands: Kluwer Academic Publishers (1997)
- [2] Ecke, R. *The Turbulence problem: an experimentalist's perspective*. Los Alamos Science, 29, 124-141 (2005)
- [3] Landau, L. D. and Lifshits, E. M. (tr. by Sykes, J. B. and Reid, W.H.) *Fluid Mechanics* (2nd ed., Course of Theoretical Physics, v. 6). New York: Pergamon (1987)
- [4] Davidson, L. *Fluid mechanics, turbulent flow and turbulence modeling*. Sweden: Chalmers University of Technology (2015) http://www.tfd.chalmers.se/~lada/MoF/lecture_notes.html
- [5] Rosa, R. M. S. *Turbulence Theories*. In Jean-Pierre Francoise, J-P et al. (eds.). *Encyclopedia of Mathematical Physics*. Berlin: Springer, 5, 295-303 (2006)
- [6] Saffman, P. G. *Vortex Dynamics*. Cambridge: Cambridge University Press (1992)
- [7] Nitsche, M. *Vortex Dynamics*. In Jean-Pierre Francoise, J-P et al. (eds.). *Encyclopedia of Mathematical Physics*. Berlin: Springer, 5, 388-399 (2006)
- [8] Chow, J. S., Zilliac, G. G. and Bradshaw, P. Mean and turbulence measurements in the near field of a wingtip vortex. *AIAA Journal*, 35(10), 1561-1567 (1997)
- [9] Farge, M. Wavelet transforms and their applications to turbulence. *Annual review of fluid mechanics*, 24, 395-457 (1992)
- [10] Farge, M and Schneider, K. Wavelets: Application to Turbulence. In Jean-Pierre Francoise, J-P et al. (eds.). *Encyclopedia of Mathematical Physics*. Berlin: Springer, 5, 408-420 (2006)
- [11] Penrose, R. *The Road to Reality: a complete guide to the laws of the universe*. London: Jonathan Cape (2004)
- [12] Hestenes, D. Spacetime physics with geometric algebra. *American Journal of Physics*, 71(7), 691–714 (2003)
- [13] Doran, C. J. L. and Lasenby, A. N. *Geometric Algebra for Physicists*. Cambridge: Cambridge University Press (2003)
- [14] Lasenby, A., Doran, C. and Gull, S. Gravity, gauge theories and geometric algebra, *Philosophical Transaction of the Royal Society of London A*, 356, 487–582 (1998); rev. ver. arxiv gr-qc/0405033v1 (2004)
- [15] Ye, F. Y. A Clifford-Finslerian Physical Unification and Fractal Dynamics. *Chaos, Solitons and Fractals*, 41(5), 2301-2305 (2009)
- [16] Ye, F. Y. The Linked-measure and Linked-field for Linking Micro-particles to Macro-cosmos and Dispelling Dark Matter and Dark Energy. *Physical Journal*, 1(2), 89-96 (2015)
- [17] Frolov, V. P. and Novikov, I. D. *Black Hole Physics: Basic Concepts and New Developments (Fundamental Theories of Physics 96)*. Amsterdam: Kluwer (1997)
- [18] Ashtekar, A. *Black Hole Mechanics*. In Jean-Pierre Francoise, J-P et al. (eds.). *Encyclopedia of Mathematical Physics*. Berlin: Springer, 1, 300-305 (2006)
- [19] Papantonopoulos, E. (ed.) *Physics of Black Holes: A guided tour*. Berlin: Springer (2009)
- [20] Green, S. I. Wing tip vortices. in Green, S. I. (ed.) *Fluid vortices*. Amsterdam: Kluwer, 427-470 (1995)
- [21] Anderson, J. D. *Fundamental of aerodynamics*, Boston: McGraw-Hill (2001)
- [22] Pullin, D. I. and Saffman, P.G. *Vortex Dynamics in Turbulence*. *Annual Review of Fluid Mechanics*, 30, 31-51 (1998)
- [23] Speziale, C. G. *Turbulence Modeling for Time-Dependent RANS and VLES: A Review*. 36(2), 173-184 (1998)